

# NICE®

## SCHEMA DI MONTAGGIO/assembling scheme

### MODULI CONVERSAZIONE TERMINALI

#### terminal conversation modules:

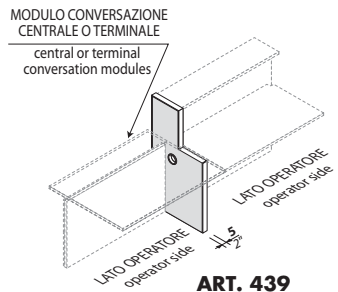
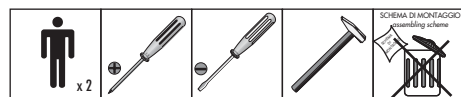
#### ART. 367dx(right)-368sx(left)



CODICE code 777.700.640  
 DISEGNO drawing SM 15002  
 DATA date 20-06-2011  
 PAGINA page 1/1

INDICE DI REVISIONE N° 2  
 last revision no  
 DATA REVISIONE last date 02/07/2019

**N.B. PER IL MONTAGGIO  
 SEGUIRE LE FASI NUMERATE**  
*assemble following the numbered phases*



CODE	Ø x L	COLOUR
505041926	10 x 46	ZINCATO
3/8" x 1 13/16" - zinc plated		

CODE	Ø	COLOUR
505031912	16	ZINCATO
5/8"		

CODE	COLOUR
506062109	ZINCATA
zinc plated	

CODE	COLOUR
407990519	ARGENTO
silver	

CODE	COLOUR
505130207	NERO
102/D black	

CODE	COLOUR
505130231	BIANCO
102/D white	

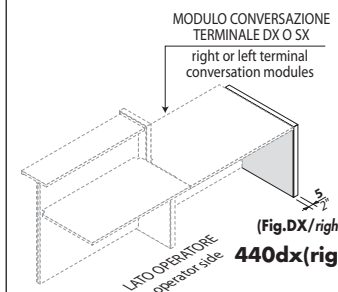
CODE	COLOUR
505130233	BEIGE 15
102/D beige 15	

CODE	Ø x L	COLOUR
506223000	6MA x 15	ZINCATA
6MA x 9/16" - zinc plated		

CODE	COLOUR
505131031	BIANCO
175/D white	

CODE	COLOUR
505131007	NERO
175/D black	

CODE	COLOUR
505131033	BEIGE 15
175/D beige 15	



CODE	Ø x L	COLOUR
505041926	10 x 46	ZINCATO
3/8" x 1 13/16" - zinc plated		

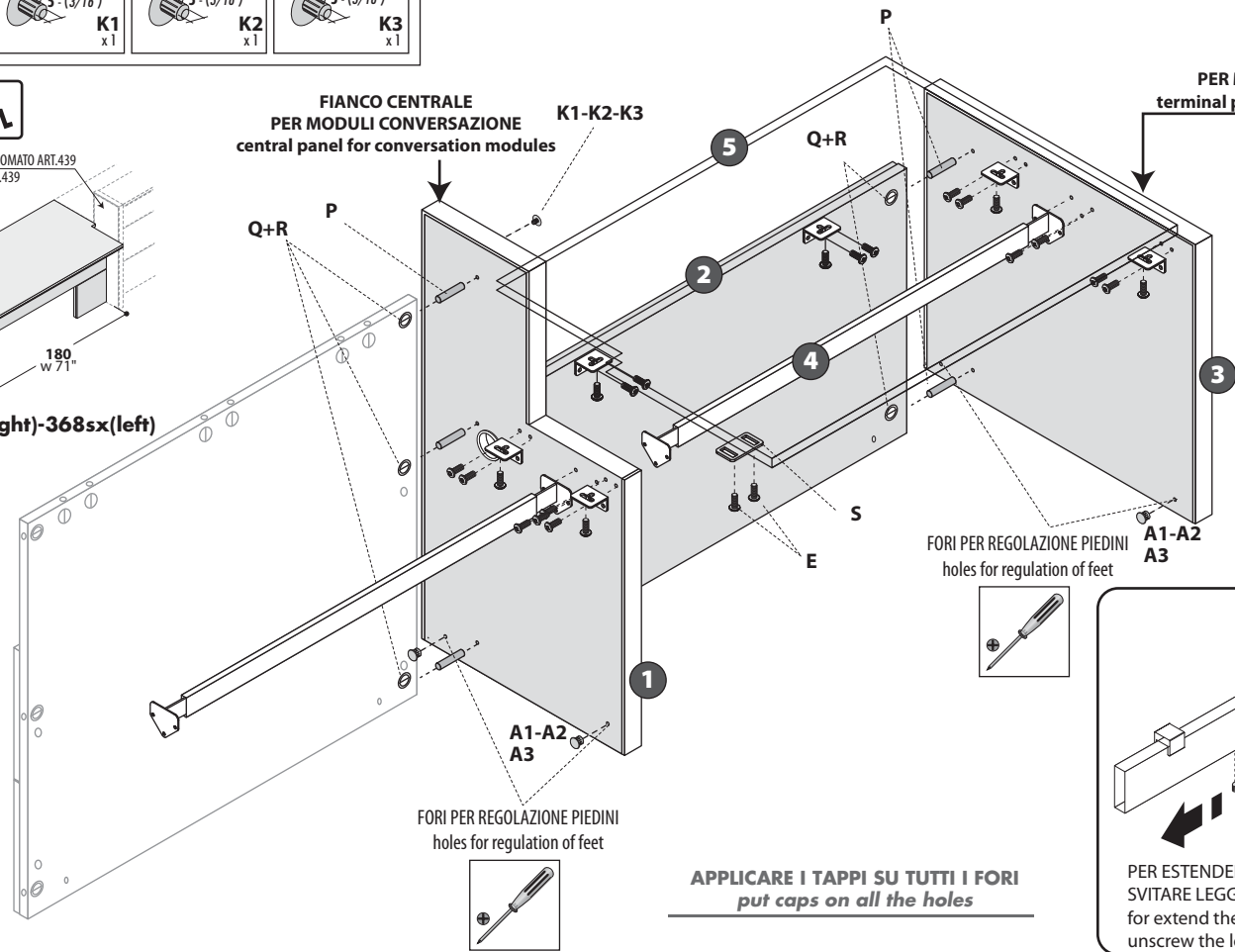
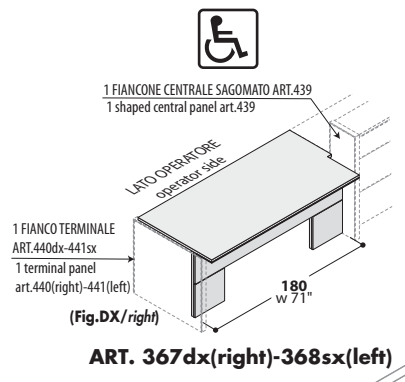
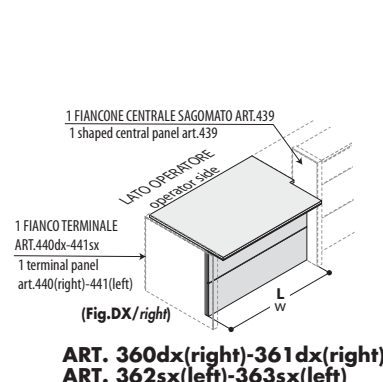
CODE	Ø	COLOUR
505031912	16	ZINCATO
5/8"		zinc plated
		x 3

CODE	COLOUR
506062109	ZINCATA
zinc plated	

CODE	COLOUR
505130207	NERO
102/D black	

CODE	COLOUR
505130231	BIANCO
102/D white	

CODE	COLOUR
505130233	BEIGE 15
102/D beige 15	

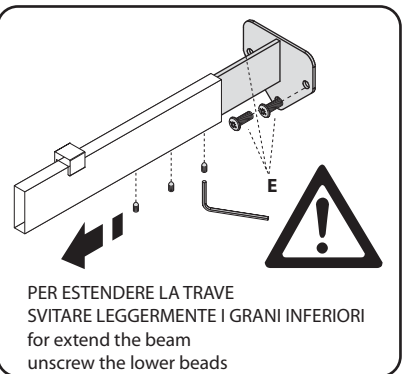


**FIANCO TERMINALE  
 PER MODULI CONVERSAZIONE**  
*terminal panel for conversation modules*

FORI PER REGOLAZIONE PIEDINI  
 holes for regulation of feet

FORI PER REGOLAZIONE PIEDINI  
 holes for regulation of feet

**APPLICARE I TAPPI SU TUTTI I FORI**  
*put caps on all the holes*



CODE	COLOUR
407999939	ARGENTO
silver	

CODE	Ø x L	COLOUR
506223000	6MA x 15	ZINCATA
6MA x 9/16" - zinc plated		